



# GALTECH<sup>®</sup>

2022



# GALTECH®

## 2022 Collection

- \* Since 1994, Galtech International has been a premium source for shade products.
- \* Our passion for producing high quality wood and aluminum umbrellas is reflected in our 2022 collection.
- \* Our 2022 collection features aluminum, commercial, cantilever, wood and teak umbrellas.
- \* Exclusively designed with the latest state of the art materials, mechanisms and fabrics.
- \* Our designer oriented umbrellas will complement and enhance any outdoor setting.
- \* Our Quick Ship Program is second to none offering the best lead times in the casual industry.
- \* Our attention to detail and level of customer service is the standard that our dealers rely on.
- \* We thank you for your continued support of our products and programs.



Note: Only those items listed as "Galtech Contract" will be warranted in commercial settings. Commercial settings include restaurants, hotels, country clubs, community pools and any other non residential establishment. Galtech requires a signed commercial warranty waiver on all non "Galtech Contract" items that are shipped to commercial establishments as designated above. Any shipment that is made to a "commercial establishment" will be treated as a commercial sale. Damage caused by the wind under any circumstances are not considered to be a warranty replacement.

GALTECH, MADE IN THE SHADE AND AUTO-TILT are registered trademarks of Galtech International. All other brand and product names are trademarks of their respective owners.


© 2022 Galtech International. US Patent, All Rights Reserved.




Aluminum	Page		Page
727 - 7.5' Deluxe Autotilt	4	799 - 10x10' Deluxe Autotilt	14
737- 9' Deluxe Autotilt	6	636 - 9' Manual Tilt	16
738 - 9' Deluxe Autotilt	8	736 - 9' Autotilt	18
779 - 8x11' Deluxe Autotilt	10	936 - 9' Autotilt - LED Lights	20
789 - 11' Deluxe Autotilt	12	986 - 11' Autotilt - LED Lights	22




Commercial			
762 - 6x6' Deluxe Single Pole	26	792 - 10x10' Deluxe 4 Pulley	36
722 - 7.5' Deluxe Single Pole	28	715 - 6' Fiberglass Ribs	38
732 - 9' Deluxe Single Pole	30	725 - 7.5' Fiberglass Ribs	40
781- 11' Deluxe 4 Pulley	32	735 - 9' Fiberglass Ribs	42
782 - 8x8' Deluxe 4 Pulley	34	772 - 3.5 x 7' Half Wall	44




Cantilever			
887 - 11' Easy Tilt, Lift	48		
899 - 13' Easy Tilt, Lift	50		
897 - 10x10' Easy Tilt, Lift	52		




Wood			
121/221 - 7.5' Manual Lift	56	136 - 9' Single Pole	62
131 - 9' Manual Lift	58	183 - 11' Four Pulley Lift	64
132/232 - 9' Two Pulley Lift	60		



Teak			
532 - 9' Four Pulley Lift	66		
537 - 9' Crank / Rotational Tilt	68		
587 - 11' Crank Lift	70		



Bases			
Steel Plate	72		
Euro Cast Iron	73		



Fabrics			
2022 Quick Ship Fabrics	74		
2022 Quick Ship Program	76		
Design Studio	77		











Aluminum



# 727

**AUTO***Umbrella®*  
**TILT** DELUXE

7.5'



**Notes:**



- \* 2 year warranty, excluding wind damage
- \* Rotate crank handle clockwise to engage tilt
- \* Steel cable lift provides superior strength
- \* Solid resin hubs for increased durability
- \* Sturdy threaded coupling
- \* Solid metal crank housing

**Parts List:**

Frame Only: 727XX00  
Canopy: 75-XX  
Ribs: P-RIB727XX  
Bottom Pole: BP727XX  
Bar Height Pole: BH727XX  
Hub: P-HUB727XX  
Hub Wire: P-HUBWIRE  
Finial: P-FINIAL727XX

Size	Lift	Tilt	Coupling	Pole Diam.	Application	Ship Via	Weight	Carton	Bottom Pole	Bar Height	Coverage
7.5'	Crank-Cable	Deluxe Auto	Threaded	1.5"	Residential	UPS	16 LBS	57x7x7"	39"	45"	46" Table





Solid Resin Hubs

Cast Metal Housing

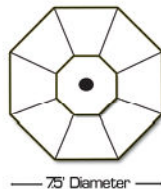
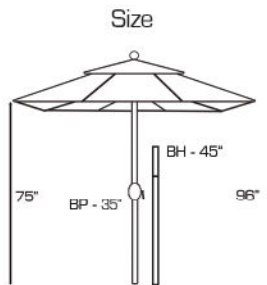
Threaded Coupling



# 737

**AUTO***Umbrella*<sup>®</sup>  
**TILT** DELUXE

9'



## Finishes

Antique Bronze ( AB )

Antique Pewter ( AP )

Black ( BK )

Lette ( LT )

Rib Champagne ( RC )

Silver ( SR )

White ( W )

## Notes:

- \* 2 year warranty, excluding wind damage
- \* Rotate crank handle clockwise to engage tilt
- \* Steel cable lift provides superior strength
- \* Solid resin hubs for increased durability
- \* Sturdy threaded coupling
- \* Solid metal crank housing

## Parts List:

Frame Only: 737XX00  
Canopy: 90-XX  
Ribs: P-RIB737XX  
Bottom Pole: BP737XX  
Bar Height Pole: BH737XX  
Hub: P-HUB737XX  
Hub Wire: P-HUBWIRE  
Finial: P-FINIAL737XX

Size	Lift	Tilt	Coupling	Pole Diam.	Application	Ship Via	Weight	Carton	Bottom Pole	Bar Height	Coverage
9'	Crank-Cable	Deluxe Auto	Threaded	1.5"	Residential	UPS	18 LBS	63x7x7"	35"	45"	54" Table

9' Deluxe Auto Tilt


737



Solid Resin Hubs



Cast Metal Housing



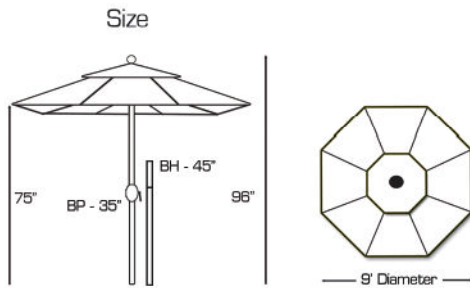
Threaded Coupling



# 738

**AUTO**<sup>Umbrella®</sup>  
**TILT** DELUXE

9'



#### Finishes

Bamboo ( BM )

Java ( JV )

Driftwood ( DR )




#### Notes:

- \* 2 year warranty, excluding wind damage
- \* Rotate crank handle clockwise to engage tilt
- \* Hand painted bamboo finish
- \* Bamboo knots are punched into aluminum
- \* Driftwood grain finish is heat transferred and sealed
- \* Steel cable lift provides superior strength
- \* Solid resin hubs for increased durability

#### Parts List:

Frame Only: 738XX00  
Canopy: 90-XX  
Ribs: P-RIB738XX  
Bottom Pole: BP738XX  
Bar Height Pole: BH738XX  
Hub: P-HUB738XX  
Hub Wire: P-HUBWIRE  
Finial: P-FINIAL738XX

Size	Lift	Tilt	Coupling	Pole Diam.	Application	Ship Via	Weight	Carton	Bottom Pole	Bar Height	Coverage
9'	Crank-Cable	Deluxe Auto	Threaded	1.5"	Residential	UPS	18 LBS	62x7x7"	35"	45"	54" Table



Solid Resin Hubs

Cast Metal Housing

Threaded Coupling



# 779

**AUTO**<sup>Umbrella®</sup>  
**TILT** DELUXE

8x11'



#### Notes:

- \* 2 year warranty, excluding wind damage
- \* Rotate crank handle clockwise to engage tilt
- \* 3 different rib lengths required for oval shape ( side, corner, end )
- \* Steel cable lift provides superior strength
- \* Solid resin hubs for increased durability
- \* Solid metal crank housing increases durability
- \* Stripes are not advised on oval umbrella, corners will not align

#### Parts List:

Frame Only: 779XX00  
Canopy: 80-XX  
Ribs: P-RIB779XX ( Multiple Rib Sizes, Specify end, corner, side )  
Bottom Pole: BP779XX  
Bar Height Pole: BH779XX  
Hub: P-HUB779XX  
Hub Wire: P-HUBWIRE  
Finial: P-FINIAL779XX


Size	Lift	Tilt	Coupling	Pole Diam.	Application	Ship Via	Weight	Carton	Bottom Pole	Bar Height	Coverage
8x11'	Crank-Cable	Deluxe Auto	Threaded	1.5"	Residential	UPS	23 LBS	76x8x8"	33"	45"	72" Table



Solid Resin Hubs



Cast Metal Housing



Threaded Coupling



# 789

**AUTO**<sup>Umbrella®</sup>  
**TILT** DELUXE

11'



**Notes:**

- \* 2 year warranty, excluding wind damage
- \* Rotate crank handle clockwise to engage tilt
- \* Steel cable lift provides superior strength
- \* Solid resin hubs for increased durability
- \* Solid metal housing increases durability

**Parts List:**

Frame Only: 789XX00  
Canopy: 11-XX  
Ribs: P-RIB789XX  
Bottom Pole: BP789XX  
Bar Height Pole: BH789XX  
Hub: P-HUB789XX  
Hub Wire: P-HUBWIRE  
Finial: P-FINIAL789XX

Size	Lift	Tilt	Coupling	Pole Diam.	Application	Ship Via	Weight	Carton	Bottom Pole	Bar Height	Coverage
11'	Crank-Cable	Deluxe Auto	Threaded	1.5"	Residential	UPS	22 LBS	71x7x7"	39"	45"	72" Table




789  
11' Deluxe Auto Tilt



Solid Resin Hubs



Cast Metal Housing



Threaded Coupling



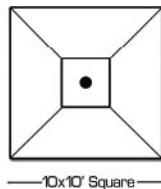
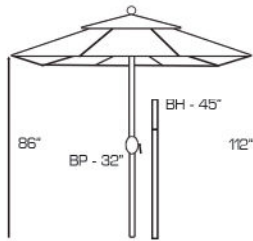
# 799

**AUTO***Umbrella®*  
**TILT** DELUXE

10x10'



Size



Finishes

Antique Bronze ( AB )

Black ( BK )

**Notes:**


- \* 2 year warranty, excluding wind damage
- \* Rotate crank handle clockwise to engage tilt
- \* Steel cable lift provides superior strength
- \* Solid resin hubs for increased durability
- \* Solid metal housing increases durability

**Parts List:**

Frame Only: 799XX00  
Canopy: 10-XX  
Ribs: P-RIB799XX ( Side, Corner )  
Bottom Pole: BP799XX  
Bar Height Pole: BH799XX  
Hub: P-HUB799XX  
Hub Wire: P-HUBWIRE  
Finial: P-FINIAL799XX

Size	Lift	Tilt	Coupling	Pole Diam.	Application	Ship Via	Weight	Carton	Bottom Pole	Bar Height	Coverage
10x10'	Crank-Cable	Deluxe Auto	Threaded	1.5"	Residential	UPS	22 LBS	82x8x8"	32"	45"	96" Table

799  
10x10' Deluxe Auto Tilt



Solid Resin Hubs

Cast Metal Housing

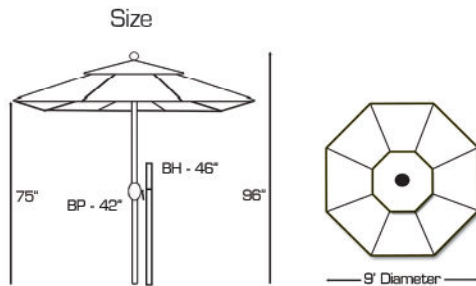
Threaded Coupling



# 636

## MANUAL Umbrella® TILT

9'



### Finishes

Bronze ( MB )

### Notes:

- \* 1 year warranty, excluding wind damage
- \* Tilts both left and right directions
- \* Slide tilt button down to engage tilt
- \* Fiberglass ribs bend and flex in wind
- \* Solid resin hubs for increased durability
- \* Nylon cord lift


### Parts List:

Frame Only: 636MB00  
 Canopy: 90-XX  
 Ribs: P-RIB636MB  
 Bottom Pole: BP636MB  
 Bar Height Pole: BH636MB  
 Hub: P-HUB636MB  
 Hub Wire: P-HUBWIRE  
 Finial: P-FINIAL636MB

Size	Lift	Tilt	Coupling	Pole Diam.	Application	Ship Via	Weight	Carton	Bottom Pole	Bar Height	Coverage
9'	Crank-Cord	Manual	Push Button	1.375"	Residential	UPS	16 LBS	58x7x7"	42"	46"	54" Table



Solid Resin Hubs



ABS Plastic Housing



Push Button Coupling



# 736

**AUTO**<sup>Umbrella®</sup>  
**TILT**

9'



#### Notes:


- \* 2 year warranty, excluding wind damage
- \* Crank clockwise to engage tilt
- \* Fiberglass ribs bend and flex in wind
- \* Steel cable lift provides superior strength
- \* Solid resin hubs for increased durability

#### Parts List

Frame Only: 736XX00  
Canopy: 90-XX  
Ribs: P-RIB736XX  
Bottom Pole: BP736XX  
Bar Height Pole: BH736XX  
Hub: P-HUB736XX  
Hub Wire: P-HUBWIRE  
Finial: P-FINIAL736XX

Size	Lift	Tilt	Coupling	Pole Diam.	Application	Ship Via	Weight	Carton	Bottom Pole	Bar Height	Coverage
9'	Crank-Cable	Auto	Push Button	15"	Residential	UPS	16 LBS	62x7x7"	37"	45"	54" Table

736  
9' Auto Tilt



Solid Resin Hubs

ABS Plastic Housing

Fiberglass Ribs



# 936

**LED**  
Umbrella®  
**AUTO TILT**

9'



#### Notes:



- \* 2 year warranty, excluding wind damage
- \* Low voltage, 80 lamps total ( 10 per rib )
- \* Amber colored LED blend into landscape
- \* Lamps are rated for 15,000 hours of use
- \* 3 light options, "On", "Rotate", "Flash"
- \* Steel cable lift provides superior strength
- \* Solid resin hubs for increased durability
- \* Low Voltage transformer and USB cable provided

#### Parts List:

Frame Only: 936XX00  
Canopy: 90-XX  
Ribs: P-RIB936XX  
Bottom Pole: BP936XX  
Bar Height Pole: BH936XX  
Hub: P-HUB936XX  
Hub Wire: P-HUBWIRE  
Finial: P-FINIAL936XX  
Transformer: TFORMER

New USB Cable allows lights to be powered with USB Charger

Size	Lift	Tilt	Coupling	Pole Diam.	Application	Ship Via	Weight	Carton	Bottom Pole	Bar Height	Coverage
9'	Crank-Cable	Auto	Push Button	1.375"	Residential	UPS	17 LBS	63x7x7"	37"	44"	54" Table



Solid Resin Hubs

LED Light Controller

LED Lights ( Amber )



# 986

**LED**  
**AUTOTILT**  
Umbrella®

11'



#### Notes:

- \* 2 year warranty, excluding wind damage
- \* Low voltage, 80 lamps total ( 10 per rib )
- \* Amber colored LED blend into landscape
- \* Lamps are rated for 15,000 hours of use
- \* 3 light options, "On", "Rotate", "Flash"
- \* Steel cable lift provides superior strength
- \* Solid resin hubs for increased durability
- \* Low Voltage transformer and USB cable provided


#### Parts List:

Frame Only: 986XX00  
Canopy: 11-XX  
Ribs: P-RIB986XX  
Bottom Pole: BP986XX  
Bar Height Pole: BH986XX  
Hub: P-HUB986XX  
Hub Wire: P-HUBWIRE  
Finial: P-FINIAL986XX  
Transformer: TFORMER

New USB Cable allows lights to be powered with USB Charger

Size	Lift	Tilt	Coupling	Pole Diam.	Application	Ship Via	Weight	Carton	Bottom Pole	Bar Height	Coverage
11'	Crank-Cable	Auto	Push Button	1.5"	Residential	UPS	22 LBS	77x8x8"	34"	44"	72" Table

986  
11' Auto Tilt LED



Solid Resin Hubs

LED Light Controller

LED Lights ( Amber )









762  
6x6' Single Pole  
Page 26



722  
7.5' Single Pole  
page 28



732  
9' Single Pole  
Page 30



781  
11' 4 Pulley  
Page 32



782  
8x8' 4 Pulley  
Page 34



792  
10x10' 4 Pulley  
Page 36



715  
6' Fiberglass Rib  
Page 38



725  
7.5' Fiberglass Rib  
Page 40



735  
9' Fiberglass Rib  
Page 42



772  
3.5x7' Half Wall  
Page 44

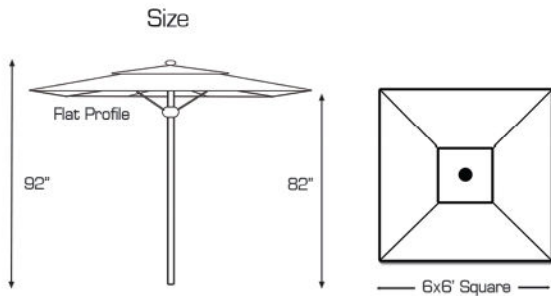
# Commercial



# 762



6x6'



## New Metal Finial Design



### Notes:

- \* 2 year warranty, excluding wind damage
- \* Double Walled Center Pole **( NEW )**
- \* Double walled aluminum ribs
- \* Stainless steel hardware
- \* Quick release rib brackets - easy replace if needed
- \* Single pole construction, ideal for commercial use
- \* Solid heavy duty resin hubs for increased durability

### Finishes

Antique Bronze ( AB )

Silver ( SR )

### Parts List:

Frame Only: 762XX00  
 Canopy: 66-XX  
 Ribs: P-RIB762XX  
 Hub: P-HUB762XX  
 Rib Bracket: P-SRBRACKET  
 Finial: P-FINIAL762XX  
 Pin and Chain: P-PIN762XX

Size	Lift	Tilt	Coupling	Pole Diam.	Application	Ship Via	Weight	Carton	Bottom Pole	Bar Height	Coverage
6x6'	Manual Lift	No Tilt	Single Pole	1.5"	Commercial Residential	* UPS	18 LBS	92x7x7"	N/A	N/A	42" Table

762  
6x6' Deluxe



Heavy Duty Resin Hubs

Stainless Hardware

Single Pole



# 722

**GALTECH**  
CONTRACT

7.5'



## New Metal Finial Design



### Notes:

- \* 2 year warranty, excluding wind damage
- \* Double walled aluminum ribs
- \* Double walled main pole **(NEW)**
- \* Stainless steel hardware
- \* Quick release rib brackets - easy replace if needed
- \* Single pole construction, ideal for commercial use
- \* Solid heavy duty resin hubs for increased durability

### Parts List:

Frame Only: 722XX00  
Canopy: 75-XX  
Ribs: P-RIB722XX  
Hub: P-HUB722XX  
Rib Brackets: P-SRBRACKET  
Finial: P-FINIAL722XX  
Pin and Chain: P-PIN722XX


### Finishes

Antique Bronze ( AB )

Silver ( SR )

Size	Lift	Tilt	Coupling	Pole Diam.	Application	Ship Via	Weight	Carton	Bottom Pole	Bar Height	Coverage
75'	Manual Lift	No Tilt	Single Pole	1.5"	Commercial Residential	UPS	20 LBS	92x8x8"	N/A	N/A	42" Table

722  
7.5' Deluxe



Heavy Duty Resin Hubs

Stainless Hardware

Single Pole



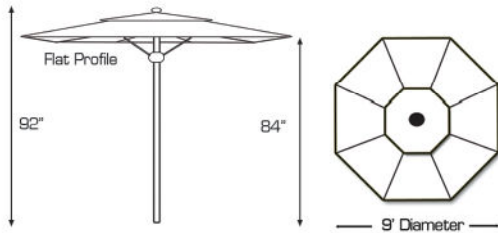
732

GALTECH  
CONTRACT

9'



Size



Finishes

Antique Bronze ( AB )

Silver ( SR )

Driftwood ( DR )

## New Metal Finial Design



## Notes:

- \* 2 year warranty, excluding wind damage
- \* Double walled center pole ( **NEW** )
- \* Double walled aluminum ribs
- \* Stainless steel hardware
- \* Quick release rib brackets - easy replace if needed
- \* Single pole construction, ideal for commercial use
- \* Solid heavy duty resin hubs for increased durability

## Parts List:

Frame Only: 732XX00

Canopy: 90-XX

Ribs: P-RIB732XX

Hub: P-HUB732XX

Rib Brackets: P-SRBRACKETS

Finial: P-FINIAL732XX

Pin and Chain: P-PIN732XX

Size	Lift	Tilt	Coupling	Pole Diam.	Application	Ship Via	Weight	Carton	Bottom Pole	Bar Height	Coverage
9'	Manual Lift	No Tilt	Single Pole	1.5"	Commercial Residential	UPS	22 LBS	92x8x8"	N/A	N/A	54" Table



Heavy Duty Resin Hubs

Stainless Hardware

Single Pole



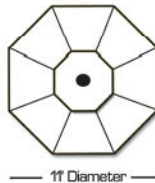
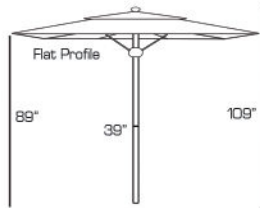
# 781

**GALTECH**  
CONTRACT

11'



Size



Finishes

Silver (SR)

## New Metal Finial Design



### Notes:


- \* 2 year warranty, excluding wind damage
- \* Double walled aluminum ribs
- \* Double walled center pole (NEW)
- \* Stainless steel hardware
- \* Quick release rib brackets - easy replace if needed
- \* Contemporary Flat profile shade
- \* Solid heavy duty resin hubs for increased durability

### Parts List:

Frame Only: 781SR00  
Canopy: 11-XX  
Ribs: P-RIB781SR  
Hub: P-HUB781SR  
Bottom Pole: BP781SR  
Rib Brackets: P-SRBRACKETS  
Finial: P-FINIAL781SR  
Pin and Chain: P-PIN781SR

Size	Lift	Tilt	Coupling	Pole Diam.	Application	Ship Via	Weight	Carton	Bottom Pole	Bar Height	Coverage
11'	Four Pulley	No Tilt	Threaded	1.75"	Commercial Residential	UPS	23 LBS	72x7x7"	39"	N/A	72" Table

781  
11' Deluxe



Heavy Duty Resin Hubs

Stainless Hardware

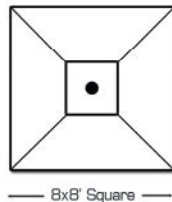
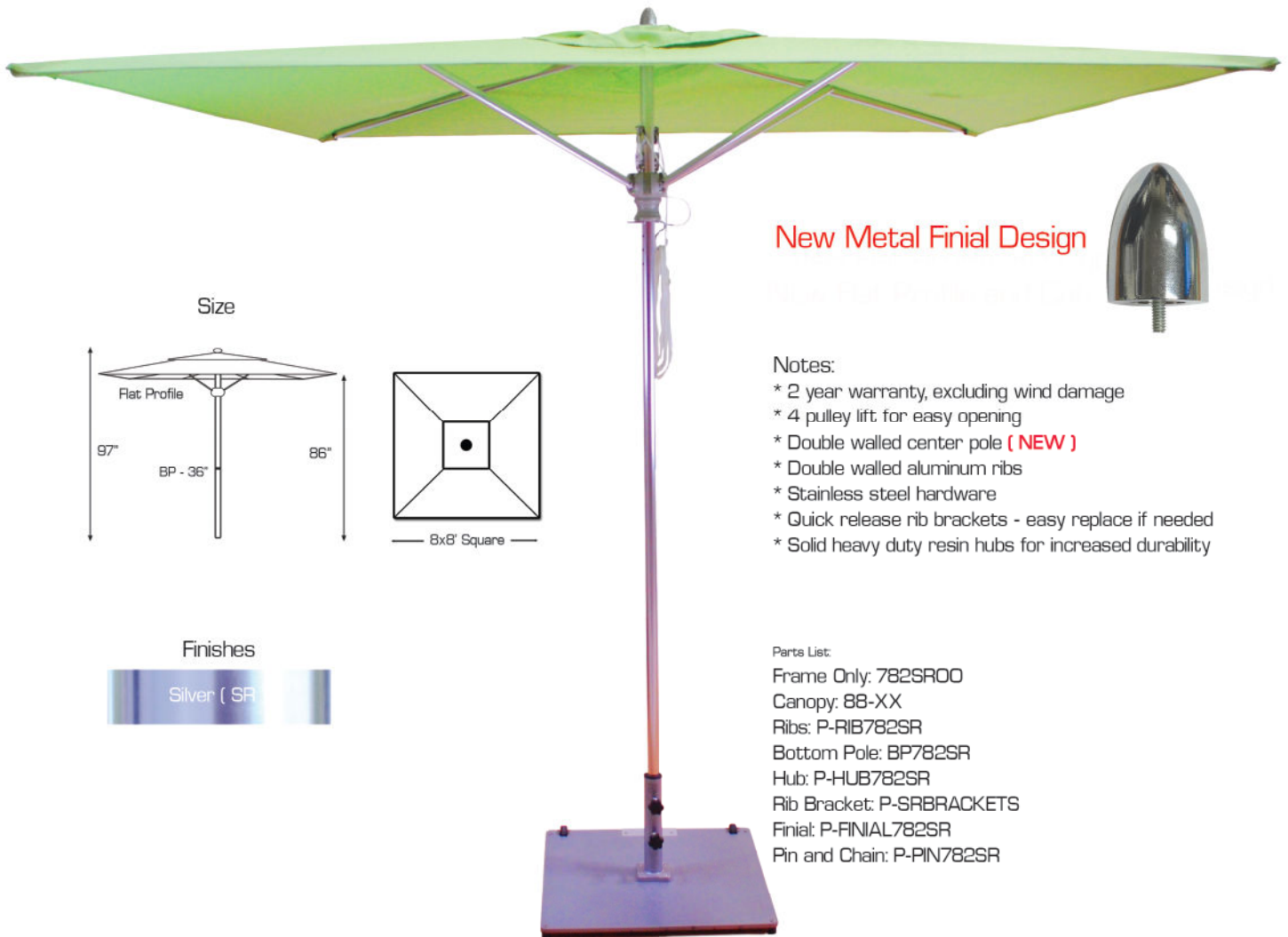
Threaded Coupling



782



8x8'



## Finishes



## New Metal Finial Design




## Notes:

- \* 2 year warranty, excluding wind damage
- \* 4 pulley lift for easy opening
- \* Double walled center pole (NEW)
- \* Double walled aluminum ribs
- \* Stainless steel hardware
- \* Quick release rib brackets - easy replace if needed
- \* Solid heavy duty resin hubs for increased durability

## Parts List:

Frame Only: 782SR00  
 Canopy: 88-XX  
 Ribs: P-RIB782SR  
 Bottom Pole: BP782SR  
 Hub: P-HUB782SR  
 Rib Bracket: P-SRBRACKETS  
 Finial: P-FINIAL782SR  
 Pin and Chain: P-PIN782SR

Size	Lift	Tilt	Coupling	Pole Diam.	Application	Ship Via	Weight	Carton	Bottom Pole	Bar Height	Coverage
8X8'	Four Pulley	No Tilt	Threaded	1.5"	Commercial Residential	UPS	23 LBS	70x7x7"	36"	N/A	84" Table



Heavy Duty Resin Hubs

Stainless Hardware

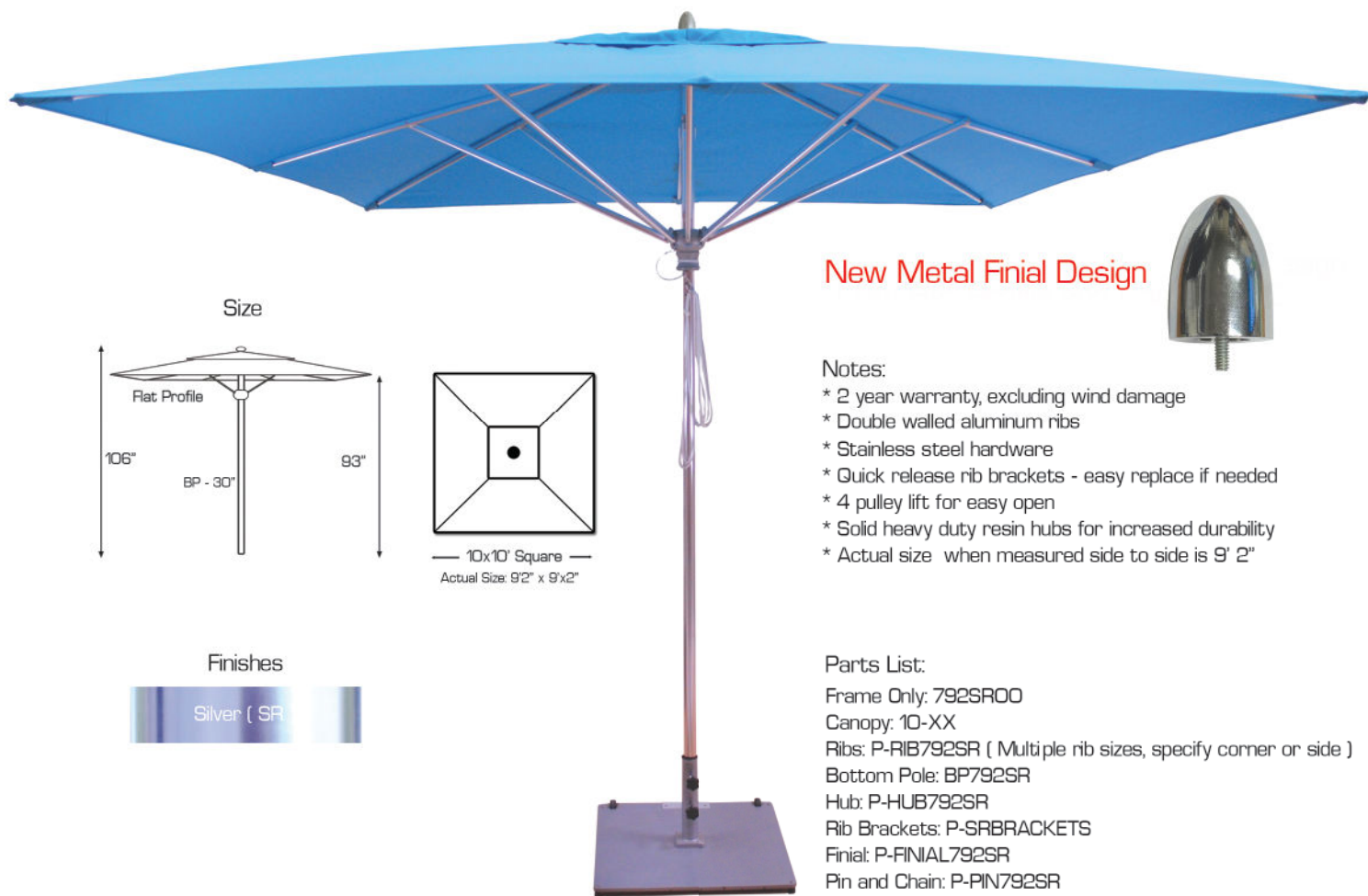
Threaded Coupling



792



10x10'



### New Metal Finial Design

#### Notes:

- \* 2 year warranty, excluding wind damage
- \* Double walled aluminum ribs
- \* Stainless steel hardware
- \* Quick release rib brackets - easy replace if needed
- \* 4 pulley lift for easy open
- \* Solid heavy duty resin hubs for increased durability
- \* Actual size when measured side to side is 9' 2"

#### Parts List:

Frame Only: 792SROO  
 Canopy: 10-XX  
 Ribs: P-RIB792SR ( Multiple rib sizes, specify corner or side )  
 Bottom Pole: BP792SR  
 Hub: P-HUB792SR  
 Rib Brackets: P-SRBRACKETS  
 Finial: P-FINIAL792SR  
 Pin and Chain: P-PIN792SR  
 Pulleys: P-PULLEYS792SR




#### Finishes

Silver ( SR )

Size	Lift	Tilt	Coupling	Pole Diam.	Application	Ship Via	Weight	Carton	Bottom Pole	Bar Height	Coverage
10x10'	4 Pulley Lift	No Tilt	Threaded	1.75"	Commercial Residential	UPS	32 LBS	84x8x8"	30"	N/A	96" Table

Note: Due to the length of the ribs, the 792 model is a free standing umbrella. The ribs will not clear the height of a table.

792  
10x10' Deluxe



Heavy Duty Resin Hubs

Stainless Hardware

Threaded Coupling



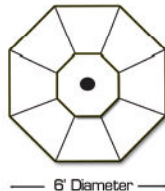
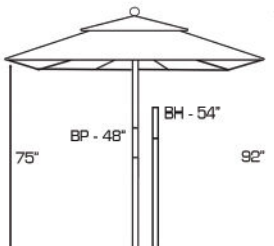
# 715

**GALTECH**  
CONTRACT

6'



Size



Finishes

Antique Bronze ( AB )


**Notes:**

- \* 1 year warranty, excluding wind damage
- \* Fiberglass ribs bend and flex in wind
- \* Seamless threaded coupling
- \* Solid resin hubs for increased durability

**Parts List:**

Frame Only: 715AB00  
Canopy: 60-XX  
Ribs: P-RIB715AB  
Bottom Pole: BP715AB  
Bar Height Pole: BH715AB  
Hub: P-HUB715AB  
Finial: P-FINIAL715AB  
Pin and Chain: P-PIN715AB

Size	Lift	Tilt	Coupling	Pole Diam.	Application	Ship Via	Weight	Carton	Bottom Pole	Bar Height	Coverage
6'	Manual Lift	No Tilt	Threaded	1.5"	Commercial Residential	UPS	12 LBS	49x7x7"	48"	54"	36" Table



Solid Resin Hubs

Fiberglass Ribs

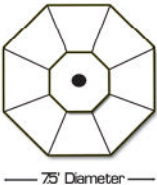
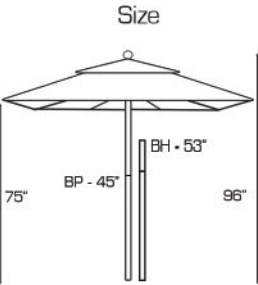
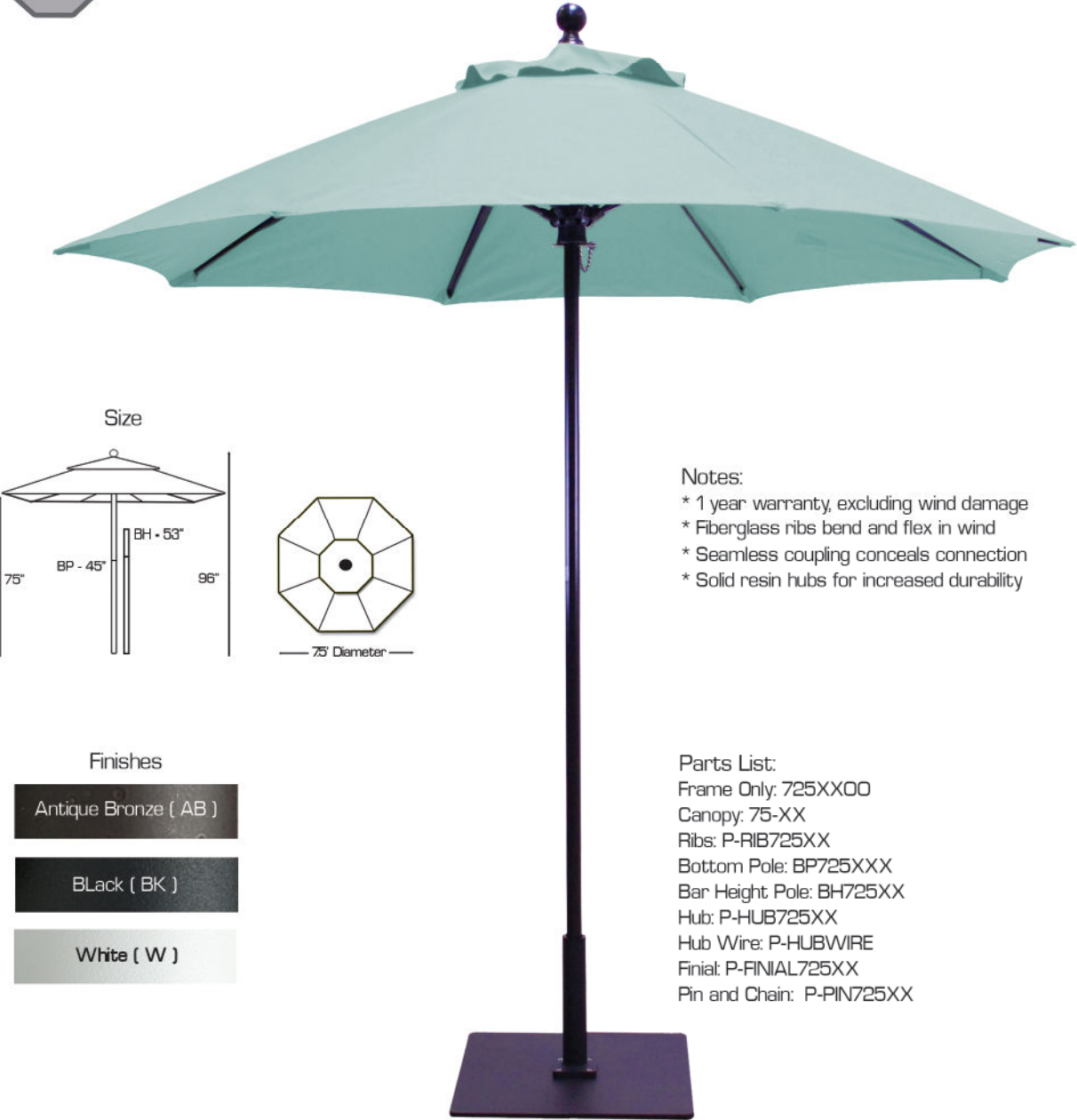
Threaded Coupling



725



7.5'




Finishes

- Antique Bronze ( AB )
- Black ( BK )
- White ( W )

- Notes:
- \* 1 year warranty, excluding wind damage
  - \* Fiberglass ribs bend and flex in wind
  - \* Seamless coupling conceals connection
  - \* Solid resin hubs for increased durability

- Parts List:
- Frame Only: 725XX00
  - Canopy: 75-XX
  - Ribs: P-RIB725XX
  - Bottom Pole: BP725XXX
  - Bar Height Pole: BH725XX
  - Hub: P-HUB725XX
  - Hub Wire: P-HUBWIRE
  - Finial: P-FINIAL725XX
  - Pin and Chain: P-PIN725XX

Size	Lift	Tilt	Coupling	Pole Diam.	Application	Ship Via	Weight	Carton	Bottom Pole	Bar Height	Coverage
75'	Manual Lift	No Tilt	Threaded	1.5"	Commercial Residential	UPS	13 LBS	56x7x7"	45"	53"	46" Table



Solid Resin Hubs

Fiberglass Ribs

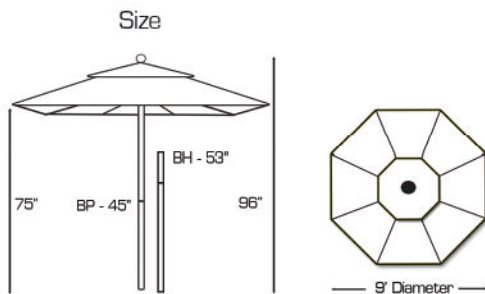
Threaded Coupling



# 735

**GALTECH**  
CONTRACT

9'



#### Finishes

Antique Bronze ( AB )

Black ( BK )

White ( W )

#### Notes:

- \* 1 year warranty, excluding wind damage
- \* Fiberglass ribs bend and flex in wind
- \* Seamless coupling conceals connection
- \* Solid resin hubs for increased durability


#### Parts List:

Frame Only: 735XX00  
Canopy: 90-XX  
Ribs: P-RIB735XX  
Bottom Pole: BP735XX  
Bar Height Pole: BH735XX  
Hub: P-HUB735XX  
Hub Wire: P-HUBWIRE  
Finial: P-FINIAL735XX  
Pin and Chain: P-PIN735XX

Size	Lift	Tilt	Coupling	Pole Diam.	Application	Ship Via	Weight	Carton	Bottom Pole	Bar Height	Coverage
9'	Manual Lift	No Tilt	Threaded	1.5"	Commercial Residential	UPS	14 LBS	56x7x7"	45"	53"	54" Table



Solid Resin Hubs



Fiberglass Ribs



Threaded Coupling



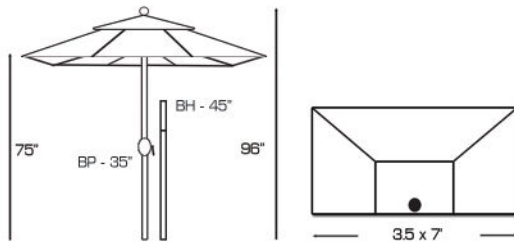
# 772



3.5x7'  
Half Wall



## Size



## Finishes

Antique Bronze ( AB )

## Notes:

- \* 1 year warranty, excluding wind damage
- \* Designed for balconies, condos, cafes
- \* May be mounted flush against a wall
- \* Solid resin hubs for increased durability
- \* Works best when paired with O40SQ base
- \* Solid metal crank housing
- \* Sturdy threaded coupling

## Parts List:

Frame Only: 772AB00  
Canopy: 77-XX  
Ribs: P-RIB772AB ( Multiple Rib Sizes, specify corner or end )  
Bottom Pole: BP772AB  
Bar Height Pole: BH772AB  
Hub: P-HUB772AB  
Hub Wire: P-HUBWIRE  
Finial: P-FINIAL772AB

Size	Lift	Tilt	Coupling	Pole Diam.	Application	Ship Via	Weight	Carton	Bottom Pole	Bar Height	Coverage
3.5x7'	Crank - Cable	No Tilt	Threaded	1.5"	Commercial Residential	UPS	16 LBS	62x7x7"	35"	45"	42" Table

3.5x7' Half Wall

772



Solid Resin Hubs



Cast Metal Housing



Threaded Coupling









887  
11' Cantilever  
Page 48



899  
13' Cantilever  
Page 50



897  
10x10' Cantilever  
Page 52

Cantilever



# 887

cantilever

11'



#### Notes:

- \* 2 year warranty, excluding wind damage
- \* Easy Lift - Raise and lift main cantilever arm in one easy motion
- \* Easy Tilt - Tilt in both directions by simply rotating tilt wheel
- \* Durable fillableABS base, we recommend to fill with gravel
- \* Retractable Wheels for mobility
- \* Rests on rubber feet when in use
- \* Tool to retract and lower wheels is supplied

#### Parts List:

Frame Only: 887XX00  
 Canopy: 11-XX  
 Ribs: P-RIB887XX  
 U Rib: P-URIB887XX  
 Base: BASE887XX  
 Tilt Wheel: P-TILTWHEEL  
 Hub: P-HUB887XX  
 Hub Wire: P-HUBWIRE  
 Finial: P-FINIAL887XX  
 Ratchet Tool: P-RATCHET  
 Mounting Plate: P-MOUNTPLATE  
 Base Hardware: P-BASEHARDWARE

Size	Lift	Tilt	Pole Diam.	Application	Ship Via	Frame	Base	Carton	Base Filled	Coverage
11'	Easy Lift	Easy Tilt Wheel	4x3"	Residential	Truck	115 LBS	80 LBS	108x20x9" 50x48x8" ( Base )	175 LBS ( Sand / Gravel )	72" Table


\* Requires additional shipping charges due to oversized shipment



Double Walled Ribs



Easy Tilt Wheel



Easy Lift Handle



# 899

cantilever

13'



## Notes:

- \* 2 year warranty, excluding wind damage
- \* Easy Lift - Raise and lift main cantilever arm in one easy motion
- \* Easy Tilt - Tilt in both directions by simply rotating tilt wheel
- \* Durable ABS base fillable, we recommend to fill with gravel
- \* Retractable Wheels for mobility
- \* Rests on rubber feet when in use
- \* Tool to retract and lower wheels is supplied
- \* All 13' canopies are double wind vent

## Finishes

Antique Bronze ( AB )

Black ( BK )


## Parts List:

Frame Only: 899XX00  
 Canopy: 13-XXDV  
 Ribs: P-RIB889XX  
 U Rib: P-URIB889XX  
 Base: BASE889XX  
 Tilt Wheel: P-TILTWHEEL  
 Hub: P-HUB889XX  
 Finial: P-FINIAL889XX  
 Ratchet Tool: P-RATCHET  
 Mounting Plate: P-MOUNTPLATE  
 Base Hardware: P-BASEHARDWARE

Size	Lift	Tilt	Pole Diam.	Application	Ship Via	Frame	Base	Carton	Base Filled	Coverage
13'	Easy Lift	Easy Tilt Wheel	4x3"	Residential	Truck	125 LBS	85 LBS	12'x25x9" 48x40x15" ( Base )	175 LBS ( Sand / Gravel )	96" Table

All canopies on the 899 cantilever are double wind vent.

899  
13' Cantilever



Double Walled Ribs

Easy Tilt Wheel

Easy Lift Handle



897

cantilever

10x10'



## Notes:


- \* 2 year warranty, excluding wind damage
- \* Easy Lift - Raise and lift main cantilever arm in one easy motion
- \* Easy Tilt - Tilt in both directions by simply rotating tilt wheel
- \* Durable ABS base fillable with gravel or sand
- \* Retractable wheels for mobility
- \* Rests on rubber feet when in use
- \* Tool to retract and lower wheels is supplied
- \* Actual size is 9'2" x 9'2" side by side

## Parts List:

Frame Only: 897XX00  
 Canopy: 10-XX  
 Ribs: P-RIB897XX ( Multiple rib sizes, specify corner or side )  
 U Rib: P-URIB897XX  
 Base: BASE897XX  
 Tilt Wheel: P-TILTWHEEL  
 Hub: P-HUB897XX  
 Hub Wire: P-HUBWIRE  
 Finial: P-FINIAL897XX  
 Ratchet Tool: P-RATCHET  
 Mounting Plate: P-MOUNTPLATE  
 Base Hardware: P-BASEHARDWARE

Size	Lift	Tilt	Pole Diam.	Application	Ship Via	Frame	Base	Carton	Base Filled	Coverage
10x10'	Easy Lift	Easy Tilt Wheel	4x3"	Residential	Truck	90 LBS	99 LBS	108x20x9" 50x48x8" (Base)	175 LBS ( Sand / Gravel )	120" Table
* Requires additional shipping charges due to oversized shipment										

Note: 10x10' size is measured from rib to finial to opposite rib



Double Walled Ribs



Easy Tilt Wheel



Easy Lift Handle









121 & 221  
7'5" Manual Lift  
Page 56



131  
9' Manual Lift  
Page 58



132 & 232  
9' 2 Pulley Lift  
Page 60



136  
9' Single Pole  
Page 62



183  
11' 4 Pulley Lift  
Page 64



532  
9' Teak / 4 Pulley  
Page 66



537  
9' Teak / Rotation Tilt  
Page 68



587  
11' Teak / Crank Lift  
Page 70

Wood

Teak

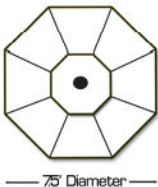
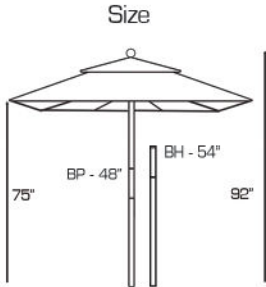


121

221



7.5'



- Finishes


Light Wood (121)

Dark Wood (221)


- Notes:
- \* 1 year warranty, excluding wind damage
  - \* 6 layers of marine varnish
  - \* Premium finishing
  - \* Solid resin hubs for increased durability
  - \* Threaded coupling for increased strength
  - \* All purpose use - commercial or residential

- Parts List:
- Frame Only: X2100
  - Canopy: 75-XX
  - Ribs: P-RIBX21
  - Bottom Pole: BPX21
  - Bar Height Pole: BHX21
  - Hub: P-HUBX21
  - Hub Wire: P-HUBWIRE
  - Finial: P-FINIALX21
  - Pin and Chain: P-PIN


Size	Lift	Pole Diam.	Coupling	Application	Ship Via	Weight	Carton	Bottom Pole	Bar Height	Coverage
75'	Manual Lift	1.375"	Threaded	Commercial Residential	UPS	13 LBS	49x7x7"	48"	54"	42" Table



Solid Resin Hubs



Premium Finish



Threaded Coupling



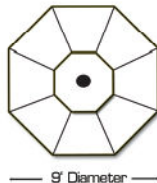
131

GALTECH  
CONTRACT

9'



## Size



## Finishes

Light Wood (131)




## Notes:

- \* 1 year warranty, excluding wind damage
- \* 6 layers of marine varnish
- \* Premium finishing
- \* Solid resin hubs for increased durability
- \* Straight coupling
- \* All purpose use - commercial or residential

## Parts List:

Frame Only: 13100  
 Canopy: 90-xx  
 Ribs: P-RIB131  
 Bottom Pole: BP131  
 Bar Height Pole: BH131  
 Hub: P-HUB131  
 Hub Wire: P-HUBWIRE  
 Finial: P-FINIAL131  
 Pin and Chain: P-PIN131

Size	Lift	Pole Diam.	Coupling	Application	Ship Via	Weight	Carton	Bottom Pole	Bar Height	Coverage
9'	Manual Lift	1.5"	Straight	Commercial Residential	UPS	18 LBS	57x7x7"	48"	57"	54" Table



Solid Resin Hubs

Premium Finish

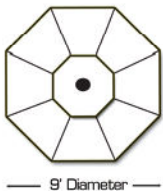
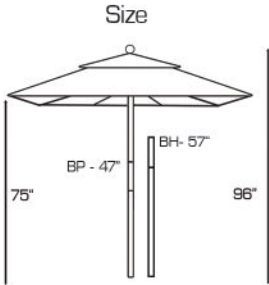
Straight Coupling



132  
232



9'



Finishes




Light Wood ( 132 )

Dark Wood ( 232 )

- Notes:
- \* 1 year warranty, excluding wind damage
  - \* 6 layers of marine varnish
  - \* Premium finishing
  - \* 2 pulley lift - nylon cord
  - \* Solid resin hubs for increased durability
  - \* Threaded coupling for increased strength
  - \* All purpose use - commercial or residential

- Parts List:
- Frame Only: X3200
  - Canopy: 90-XX
  - Ribs: P-RIBX32
  - Bottom Pole: BPX32
  - Bar Height Pole: BHX32
  - Hub: P-HUBX32
  - Hub Wire: P-HUBWIRE
  - Finial: P-FINIALX32
  - Pin and Chain: P-PIN
  - Pulleys: P-PULLEYSX32

Size	Lift	Pole Diam.	Coupling	Application	Ship Via	Weight	Carton	Bottom Pole	Bar Height	Coverage
9'	2 Pulley Lift	15"	Threaded	Commercial Residential	UPS	18 LBS	57x7x7"	47"	57"	54" Table



Solid Resin Hubs

Two Pulley Lift

Threaded Coupling



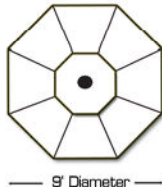
136

GALTECH  
CONTRACT

9'



Size



Finishes

Light Wood


## Notes:

- \* 1 year warranty, excluding wind damage
- \* 6 layers of marine varnish
- \* Premium finishing
- \* Solid resin hubs for increased durability
- \* Single pole is ideal for commercial usage
- \* All purpose use - commercial or residential

## Parts List

Frame Only: 13600  
 Canopy: 90-XX  
 Ribs: P-RIB136  
 Hub: P-HUB136  
 Hub Wire: P-HUBWIRE  
 Finial: P-FINIAL136  
 Pin and Chain: P-PIN136

Size	Lift	Pole Diam.	Coupling	Application	Ship Via	Weight	Carton	Bottom Pole	Bar Height	Coverage
9'	Manual Lift	1 1/2"	Single Pole	Commercial Residential	UPS	18 LBS	96x7x7"	N/A	N/A	54" Table



Solid Resin Hubs

Stainless Pin

Single Pole



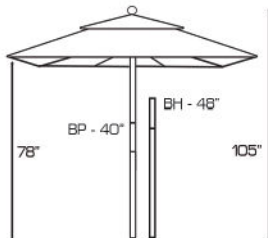
183

GALTECH  
CONTRACT

11'



## Size



## Finishes

Light Wood


## Notes:

- \* 1 year warranty, excluding wind damage
- \* 6 layers of marine varnish
- \* Premium finishing
- \* 4 Pulley lift for easy open
- \* Solid resin hubs for increased durability
- \* Threaded coupling
- \* All purpose use - commercial or residential

## Parts List:

Frame Only: 18300  
 Canopy: 11-xx  
 Ribs: P-RIB183  
 Bottom Pole: BP183  
 Bar Height Pole: BH183  
 Hub: P-HUB183  
 Hub Wire: P-HUBWIRE  
 Finial: P-FINIAL183  
 Pin and Chain: P-PIN183  
 Pulleys: P-PULLEYS183

Size	Lift	Pole Diam.	Coupling	Application	Ship Via	Weight	Carton	Bottom Pole	Bar Height	Coverage
11'	4 Pulley Lift	1.75"	Threaded	Commercial Residential	UPS	27 LBS	69x8x8"	40"	48"	72" Table



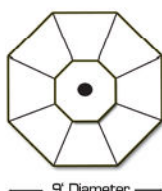
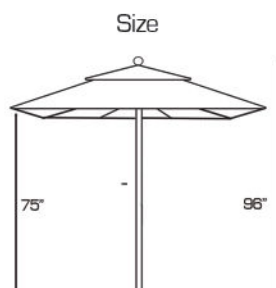
Solid Resin Hubs

Four Pulley Lift

Threaded Coupling



# 532



## Finishes



## New Metal Finial Design






### Notes:

- \* 1 year warranty, excluding wind damage
- \* Teak is lightly sealed
- \* Four pulley lift for easy opening
- \* New Threaded Coupling Design
- \* Independent rib brackets for easy replacement
- \* Contemporary stainless steel hardware

### Parts List:

Frame Only: 532TK00  
 Canopy: 90-XX  
 Ribs: P-RIB532TK  
 Hub: P-HUB532TK  
 Finial: P-FINIAL532TK  
 Pulleys: P-PULLEYS532TK  
 Pin and Chain: P-PIN532TK  
 Bottom Pole: BP532TK  
 Bar Height Pole: BH532TK

Size	Lift	Pole Diam.	Coupling	Application	Ship Via	Weight	Carton	Bottom Pole	Bar Height	Coverage
9'	4 Pulley Lift	15"	Threaded	Commercial Residential	UPS	25 LBS	57x8x8"	47"	56"	54" Table



Solid Resin Hubs

Four Pulley Lift

Threaded Coupling



537

ROTATIONAL <sup>Umbrella®</sup> TILT

9'



## New Metal Finial Design

## Notes:

- \* 1 year warranty, excluding wind damage
- \* Teak is lightly sealed
- \* Anodized metal crank housing
- \* Steel cable is inserted inside core of wood for crank lift
- \* Tilt by simply rotating any rib in a clockwise direction

## Parts List:

Frame Only: 537TK00  
 Canopy: 90-XX  
 Ribs: P-RIB537TK  
 Bottom Pole: BP537TK  
 Bar Height Pole: BH537TK  
 Hub: P-HUB537TK  
 Hub Wire: P-HUBWIRE  
 Finial: P-FINIAL537TK

Size	Lift	Tilt	Pole Diam.	Coupling	Application	Ship Via	Weight	Carton	Bottom Pole	Bar Height	Coverage
9'	Crank - Cable	Rotational	1 1/2"	Push Button	Residential	UPS	20 LBS	63x7x7"	39"	56"	54" Table



Solid Teak Hubs



Metal Crank Housing



Push Button Coupling



# 587

11'



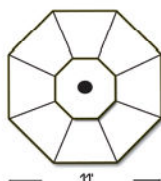
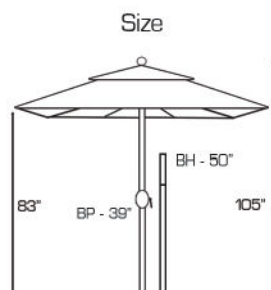
## New Metal Finial Design

### Notes:

- \* 1 year warranty, excluding wind damage
- \* Teak is lightly sealed
- \* Solid zinc metal crank housing
- \* Steel cable is inserted inside core of wood for crank lift
- \* Safety release button on housing locks umbrella in open position

### Parts List:


Frame Only: 587TK00  
 Canopy: 11-XX  
 Ribs: P-RIB587TK  
 Bottom Pole: BP537TK  
 Bar Height Pole: BH587TK  
 Hub: P-HUB587TK  
 Hub Wire: P-HUBWIRE  
 Finial: P-FINIAL587TK



### Finishes



Size	Lift	Pole Diam.	Coupling	Application	Ship Via	Weight	Carton	Bottom Pole	Bar Height	Coverage
11'	Crank - Cable	1.75"	Threaded	Residential	UPS	32 LBS	75x8x8"	39"	50"	72" Table



Solid Teak Hubs

Metal Crank Housing

Threaded Coupling



# Bases



Base	Size	Weight	Tube Diameter	Material
O4OSQ	13x22" Rectangle	40 LBS	1.75"	Steel
O6OSQ	21" Square	60 LBS	1.75"	Steel
O85SQ	24" Square	85 LBS	1.75"	Steel



O4OSQ - Half Wall Base  
Tube is located on edge of base

## Steel Plate



### Notes:

- \* 1 year warranty, excluding wind damage
- \* Steel Plate is coated with anti rust primer
- \* Heavy duty mounting plate is ideal for commercial use
- \* Stainless steel hardware
- \* Stainless foot plate on wheel base for easy portability
- \* 24" optional extension tube provides increased stability
- \* All bases can hold up to 1.75" diameter pole by removing bushings on base tube
- \* Rubber wheels on O95SQ model
- \* O4OSQ is designed to be paired with 772 Half Wall umbrella
- \* All purpose use - commercial or residential
- \* All bases have rubber feet to prevent surface to metal contact



Heavy Duty  
Mounting Plate




24" Extension Tube  
Ideal for commercial use

## Wheels

Base	Size	Weight	Tube Diameter	Material
O95SQ	26x26" Square	95 LBS	1.75"	Steel



Rubber wheels



Cast Iron



Base	Size	Weight	Tube Diameter	Material
040ED	18" Diameter	40 LBS	1.75"	Cast Iron
075ED	24" Diameter	75 LBS	1.75"	Cast Iron



Long Tube  
12.25"




Short Tube  
7.25"



Antique Bronze ( AB )

Notes:

- \* All Cast Iron bases have protective feet on bottom of base
- \* All Cast Iron bases ship with both a long and short tube inside the box
- \* Galtech recommends a minimum 75 lb. base for all free standing applications
- \* Anti rust primer is applied to all bases
- \* All bases can hold up to 1.75" diameter pole by removing bushings on base tube
- \* Bottom thumb screw aligns with hole in bottom pole of umbrella to secure umbrella



Black ( B )





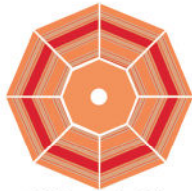
# Quick Ship Fabrics



A  
&  
B  
G  
r  
a  
d  
e




#80 Sesame Linen  
8318 A Grade




#81 Bravada Salsa  
5601 A Grade



#82 Dolce Oasis  
56001 A Grade




#83 Milano Char  
56079 A Grade



#84 Straw Linen  
8314 A Grade




#85 Stone Linen  
8319 A Grade



#41 Melon  
5415 B Grade



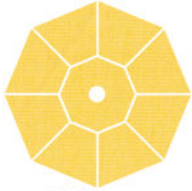
#42 Flax  
5492 B Grade




#43 Terra Cotta  
5440 B Grade




#44 Granite  
5402 B Grade




#45 Buttercup  
5438 B Grade




#46 Parrot  
5405 B Grade




#54 Natural  
5404 B Grade




#55 Taupe  
5461 B Grade



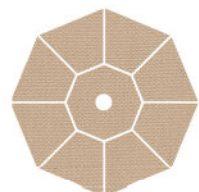
#56 Jockey Red  
5403 B Grade




#57 Burgundy  
5436 B Grade




#58 Navy  
5439 B Grade




#59 Antique Beige  
5422 B Grade



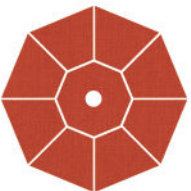
#66 Coal  
5489 B Grade




#67 Fern  
5487 B Grade



#68 Teak  
5488 B Grade



#69 Spectrum Grenadine  
48027 B Grade




#72 Camel  
5468 B Grade




#73 True Blue  
5499 B Grade



C  
G  
r  
a  
d  
e




#20 Black  
C Grade




#21 Canvas  
C Grade




#22 Forest Green  
C Grade



#23 Caribbean Blue  
C Grade



#24 White  
C Grade



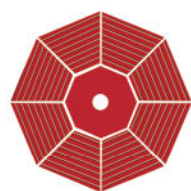
#26 Cardinal Red  
C Grade




#09 Natural Thatch  
Thatch

## 2022 Quick Ship Fabrics

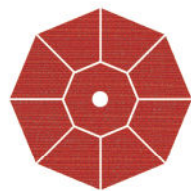
Galtech strives to ship all Quick Ship orders within 5-7 working days. Please note that all fabrics are available in all sizes as quick ship. See Page 78 or our 2022 swatch book for detailed quick ship guide.



#86 Harwood Crimson  
5603 A Grade



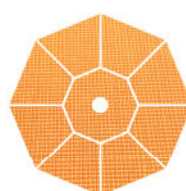
#87 Champagne Liner  
8300 A Grade



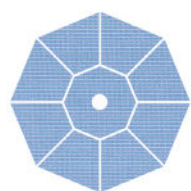
#94 Crimson Dupione  
8051 A Grade




#97 Sand Dupione  
8011 A Grade




#40 Tangelo  
14061-54 B Grade




#48 Air Blue  
5410 B Grade




#49 Cocoa  
5425 B Grade




#50 Black  
5408 B Grade



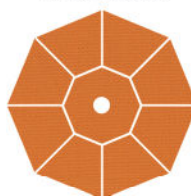
#51 Canvas  
5453 B Grade




#52 Forest Green  
5446 B Grade




#53 Pacific Blue  
5401 B Grade




#60 Tuscan  
5417 B Grade



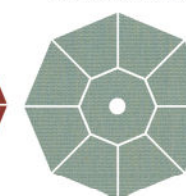
#61 Ginkgo  
54011 B Grade



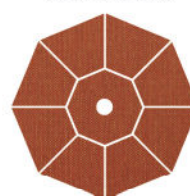
#62 Minerals  
5420 B Grade



#63 Henna  
5407 B Grade




#64 Spa  
5413 B Grade




#65 Brick  
5409 B Grade




#74 Capri  
5426 B Grade



#75 Aruba  
5416 B Grade



#76 Heather Beige  
5476 B Grade



#77 Sunflower Yellow  
5457 B Grade



#78 Vellum  
5498 B Grade



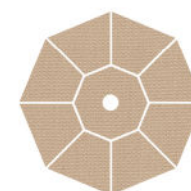
#79 Spectrum Indigo  
48080 B Grade



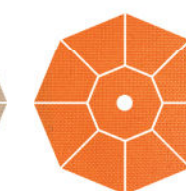
#27 Lemon Yellow  
C Grade




#28 Navy  
C Grade



#29 Beige  
C Grade



#35 Mandarin Orange  
C Grade



#36 Kiwi Green  
C Grade




# Quick Ship Program

Galtech strives to ship all Quick Ship Fabric orders in 5-7 working days. Not all fabrics are stocked as Quick Ship in all available sizes. This guide is an indicator of which fabrics are considered "Quick Ship" for each size umbrella that we offer.

6'

sunbrella



6x6'


3.5x7'

8x8'

10x10'

13' DWV

sunbrella

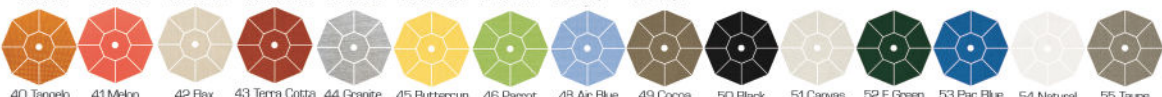


7.5'

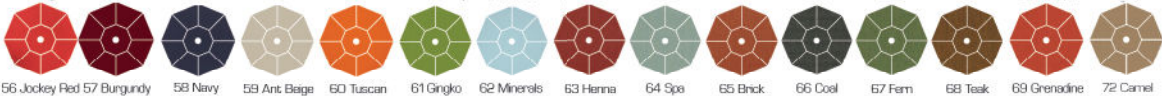
Suncrylic



sunbrella



sunbrella



sunbrella

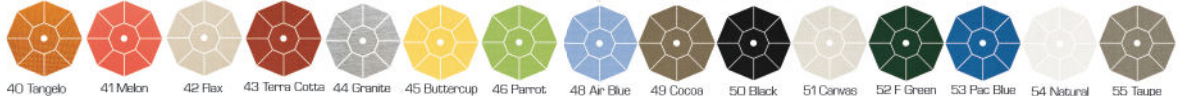


9'

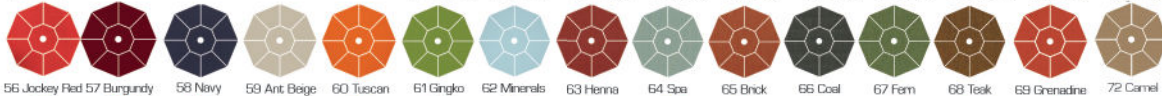
Suncrylic




sunbrella



sunbrella



sunbrella



sunbrella



11'

Suncrylic

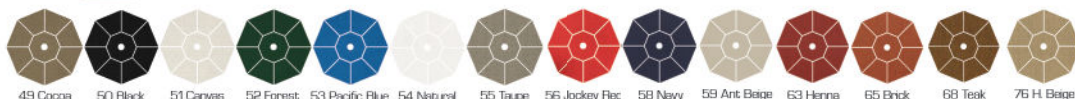


11'

8x11'

sunbrella


76



# Design Studio

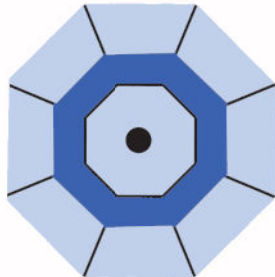
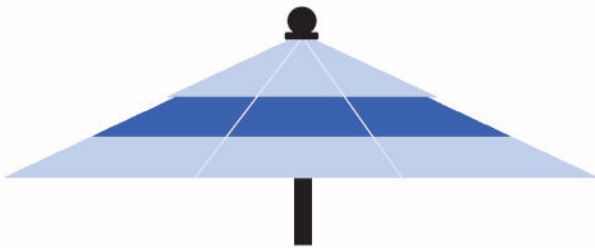
Let your creativity be your guide in designing your own custom umbrella design.

# Design Studio




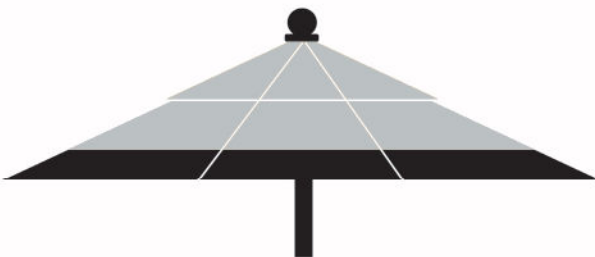
## Alternating Panels

Color coordinate two Sunbrella fabrics to create a unique designer's touch.



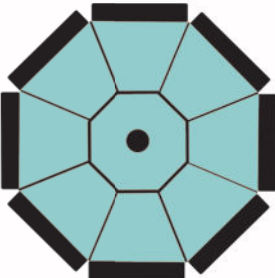
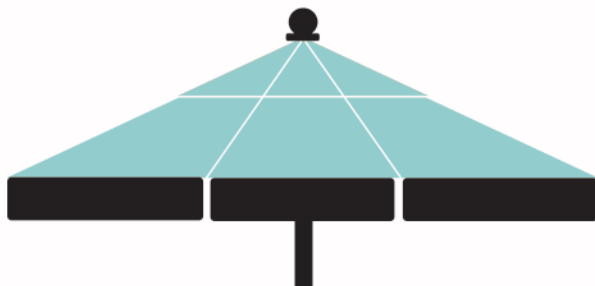
## Double Wind Vent

Sandwich two coordinating fabrics or use one fabric throughout to achieve this contemporary look.



## Edge Trim

Create a unique fashion statement with a 4" band of Sunbrella fabric for a contemporary look.



## Valance

Achieve a classic Euro Cafe look by adding a decorative 7" valance in a solid or contrasting color.



## Scallop Valance

The scallop valance is a modern twist to the classic straight valance. Complete the look with one of our coordinated Sunbrella bindings. See our collection of Sunbrella bindings at our website, [www.galtechcorp.com](http://www.galtechcorp.com)



Note: Designer Studio Covers are available in Sunbrella fabrics only.  
Allow additional lead time for any custom design cover.





**GALTECH®**

501 Flynn Road Camarillo, CA 93012  
PH: 800-688-4496 FAX: 805-376-1066  
E Mail: [sales@galtechcorp.com](mailto:sales@galtechcorp.com)  
Web: [WWW.GALTECHCORP.COM](http://WWW.GALTECHCORP.COM)

